

The Forum

February 2019



Vol. 21, No. 2

Next TGoM meeting February 13, 2019 at Linders Specialty Company

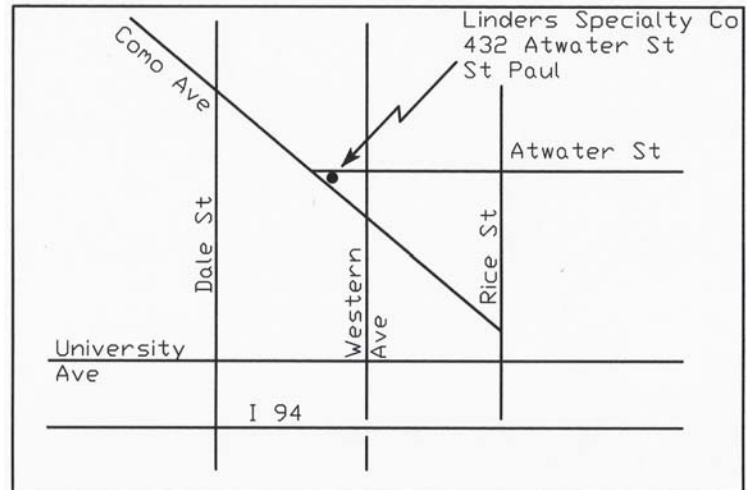
On Wednesday, February 13 we will be meeting at Linders Specialty Company, 432 Atwater St., St. Paul MN (map at right). They will be demonstrating a new multi axis plasma cutter (especially useful for pipe) for us and also the flat table plasma cutter. Gordon Barr has arranged for them to cut out some trial pieces for possible future kits for members to buy. Their specialty is bending and cutting large plate, pipe and beams, so this should be interesting for any ideas of fabrication projects members might be pondering.

Check out their website here: <https://www.lscmetalfab.com/>

These activities happen after our 6:30 pm potluck dinner (bring a dish to pass please) and 7:00 pm business meeting. Be sure to bring your show and tell items also.

Our champion for this meeting is Derrick Phillips. Email him at derrick_phillips@q.com with questions.

Go to youtube to watch videos of some of the things Linders does: https://www.youtube.com/results?search_query=linders+specialty



2019 Taste of Blacksmithing Saturday, March 9, 9:00 am-3:30 pm

This is the day to try blacksmithing! We're designing this for the complete novice. Hammer in hand, iron heated in the coal forge, anvil at the ready, you'll be making one or more of these take-home projects: a drive-hook, an S-hook, a wrist cuff (Viking arm band, anyone?), or just keep hammering and see what amazing shape comes forth! Bring your creativity, safety glasses, and curiosity – we supply everything else.

Instructors: Education Committee
Price: \$50 (Guild members \$40)
Location: MN School of Horseshoeing (map page 7)
Ramsey, MN (just West of Anoka)

Tools and Equipment or other items participants are to bring to the class:

You'll be working with red-hot iron and burning coal. Bring safety glasses. Wear non-melty clothing (no synthetics)– no cuffs or frayed edges. Same goes for footwear (leather boots are best). If you have ear protection, bring it. If not, we'll have foam earplugs for you.

Lunch Arrangements: Bring a lunch or eat at a local establishment. We'll have an hour for lunch.

Questions? Email: christina.guildmbr@gmail.com

To sign up, write a check to "The Guild of Metalsmiths" and mail (along with your contact information) to:
Christina Dodge
17645 Baugh St NW
Ramsey, MN 55303

Space is limited. Acceptance is based on date of postmark & confirmed by email (or snail mail, if preferred).





**New year
New feature!**

Thanks to the efforts of Guild member Christina Dodge, this new Forum series spotlights a member of The Guild of Metalsmiths who has generously shared knowledge, talent, and time as a class instructor for TGoM.

...sharing our passion for metalworking!



Bio: Marty Masters

I'm originally from California. I grew up in Redlands, which is near San Bernardino in Southern Cal. After a stint in the Army, I returned to California and settled in Santa Barbara, where I cooked in restaurants, went to school, lived on a sailboat, worked as an engineer, got married, and started a family. My wife, two boys, and I moved to New Jersey for seven years, then made our way here in 2006.

I got introduced to blacksmithing by Gordon Barr through bringing groups of Boy Scouts to get the Metalworking merit badge. We went to Gordon's house twice and then to the Roundhouse. I got tired of letting the kids have all the fun and started looking through a copy of *The Forum* that was sitting there. There was an announcement for the "Building a Poor Man's Coal Forge" at Martin Pansch's house for the amazing price of \$35. My son Mike and I built our forge together. After that I got interested in making the tools of the trade at the Guild classes on hammers, tongs, struck tools, handled struck tools, etc.

Q: How long have you been blacksmithing? Teaching?

I've been blacksmithing since around 2014. I started with the poor man's coal forge class, and continued with hammer making and struck tools. I started helping teach the Boy Scout Merit Badge, since that's how I found the Guild of Metalsmiths. I brought several groups of scouts from our troop to Gordon Barr's house first and later the Roundhouse. Later, I started helping Gordon teach the Merit Badge classes. I joined the Education Committee in around 2015 and championed my first class, which was bottle openers, at the Pansch Ranch.

Q: What drives you to teach?

I got so much out of the Guild classes that it started feeling like I needed to give back. Besides, if you can teach a subject, then you really get to know it.

Q: What is the most common misconception that novice smiths have about the craft?

People think it takes a lot of strength to be a blacksmith. It doesn't if you keep your metal orange when you work it.

Q: Any tips for a new blacksmith?

Don't try to swing a big hammer. One to two pounds is plenty. You can't swing a big hammer all day. Also, you need to swing, not tap. Swing from your shoulder and elbow, not your wrist.

Q: What is the most important quality of a successful blacksmith?

The ability to ask questions and to listen to the responses. The Guild is full of people that know volumes more than you do. They are more than willing to teach you everything they know, but if you don't ask and listen, then you can't learn.

Q: What is your favorite thing to make? Most challenging project (tried or accomplished)?

I like calla lilies because they're easy and they come out nice. Calla lilies have the same basic socket form that's used in tools, arrow heads, spears, etc. I also like bottle openers. I've been trying to forge weld high carbon steel onto railroad spikes, and I just can't make it work.

Q: Who did you learn from? Is there a memorable lesson or anecdote you'd like to share?

I've learned the most from Gordon Barr and Martin Pansch.

Q: Finish this sentence: "If I wasn't smithing, I would be...woodworking."

Wanted: Summer blacksmiths for Camp Thunderbird

My name is Erin Cooksey and I am the Assistant Director for Camp Thunderbird. We are located in Bemidji and currently have two blacksmithing positions open at our Boys and Girls summer camps. The position start June 1, 2019 and ends August 16, 2019. This position would be great for young blacksmiths 19 years or older who want to gain experience teaching others. All equipment is provided, however both shops are non-electric hand powered. Contact info:

empire@campthbird.com

Assistant Director, Camp Thunderbird

314-647-3168

Jackson Street Roundhouse Fall & Winter Demo Ops

Wednesdays and Saturdays, 9 am to 4 pm until May 2019.

Enter through the back gate. We now have a second forge set up. People that would like to work in the blacksmith shop are welcome to drop by. Any questions, call Gordon Barr 952-894-4821.

Wanted: Blacksmith/Entrepreneur

Busy seasonal location in Keystone, SD, just below Mt. Rushmore, has a blacksmith space at street level available for an enthusiastic, entertaining and moderately talented blacksmith. While demonstrations are the most important aspect you should also have a small product line to sell and/or take orders for off season work. Free rent to the right individual. Call Robert at 605-391-7299"

Scandi-style Bushcraft Knife Class

Saturday & Sunday, Feb. 23 & 24, 2019, 9 am to 5 pm both days

Location: MN School of Horseshoeing (map page 7)

Cost: \$120 per student

Instructor: Paul Widenhoefer

Minimum of 4 students, max is 8

Are you afraid of being stuck in the wilderness with only a knife at your side? Or do you just want to carve some Dala horses with an authentic Scandinavian blade? Well we have the knife class for you! This class offering will be for making a scandi-style knife favored by woodworkers, campers, survivalists and woods men and women alike. We will be covering forging a blade, safety, grinding, knife steels, handles, heat treating, and sharpening for this useful and versatile blade. These are typically short blades 2" to 4" in length with a combination wood, bone, antler and/or leather handle. Sheathes will not be covered at this time. Students should have at least basic blacksmithing skills.

Paul Widenhoefer will be the instructor of this class. Paul has been making knives for over ten years and has taught knife making classes for the guild previously. He is also a member of the ABS (American Bladesmith Society).

Students will be expected to bring safety equipment, favorite hammer and any tongs for small stock you may have. Students should leave with one finished (or nearly finished) knife with a wood handle, if you have questions, contact Paul at 952-930-0070.

Send your check for \$120 written to "Guild of Metalsmiths" and your contact info to:

Paul Widenhoefer

3618 Robin Lane

Minnetonka, MN 55305

Acceptance priority for this class is determined by postmark date.



Struck Tools Workshop

Date Saturday, March 23, 2019, 9:00 am to 4:30 pm

Instructor: Jim Scott

Cost: \$70 Class size: 8 max, 5 minimum

Location: MN School of Horseshoeing

The day will include:

Prepare a punch, a slitting chisel and a drift using approximately 5/8 inch round stock. We will fabricate normal length (6 to 8 inches) hand held tools (no handles). We will heat treat using oil. We will have trainers who offer all kinds of help including striking. Material used will be GM automotive coil spring stock, presumed to be 5160 alloy.

Students should have completed the Beginning Blacksmithing course or have suitable background experience.

You will need: **your pet forging hammer, a second hammer for striking tools, hearing and eye protection and proper clothing**
Suitable tongs if you have them. A variety of Guild hammers are available for your trial.

This workshop is a valuable opportunity for practical hands-on training in the preparation and restoration of tools. Blacksmiths need basic comfort with techniques used when restoring and heat treating tools. We will focus on the use of color and on the use of oil to determine grain size, hardness and temper. We forge in the morning and heat treat and final grind in the afternoon.

If you are short on physical strength, we will accommodate you with smaller stock and/or striking help. Bill the Welder © is offering to help, along with others.

For background, go to the February meeting and ask those who have participated in past Jim Scott classes. They are enthusiastic and often offer to help with the workshops. The Guild gave Jim a partial grant to take a tool making workshop. This is something like his sixteenth payback workshop.

I'll bring some rolls, we will offer coffee. Lunch is brown bag or local lunch counters. Early registration really helps us plan. Background study materials will be forwarded after registration.

Questions? Contact Herb: herb@phyque.com 507 663 0569 507 649 1611 (cell)

To register for this workshop simply forward your interest, a check for \$70 written to The Guild of Metalsmiths, and complete contact information to:

Herb Fick

519 East Eighth Street

Northfield, MN 55057-2508

Acceptance priority for this class will be determined by postmark.

**Still openings
for this class!**



Scott Sample

Forge Tool Building Class

Saturday, March 30, 2019, 9:00 am to 4:00 pm

MN. School of Horseshoeing (map page 7)

Cost \$65.00

Instructor: Larry Wasmund

Minimum students 5 Maximum students 10

We will be using the most basic procedures to construct a Forge Rake, Water Can, Forge Shovel, and a Poker. Bring safety glasses, hearing protection, gloves, and wear denim or cotton clothes. Entry level skills to intermediate level skills, depending on the handle design.

Lunch: 1 hour on your own. Coffee and rolls at 8:30 am.

To register for this class, send your full contact information and a check for \$65 written to "The Guild of Metalsmiths" to:

Larry Wasmund

28275 464th St

Cleveland MN 56017

Questions? Contact Larry at poundedtreasurers@gmail.com

Acceptance priority for this class will be determined by postmark.

Trivet Class

Sunday, April 7, 9 am to 5 pm

MN School of Horseshoeing (map page 7)

Cost: \$60

Instructor: Derrick Phillips, (651) 230-2363, derrick_phillips@q.com

Minimum students 4, Maximum students 8

This is a one-day class to practice basic blacksmith skills and introduce tenon joinery. The project will be to forge 3 identical pieces, including slotting & drifting holes, and forging & sizing tenons to complete a basic trivet.

This class is good for nearly all skill levels. The simple design of this trivet allows for achievable joinery with moderate blacksmithing skills and the tools provided in the class. Additional forging opportunities will be coming up (the Nowthen Hammer-In and various demonstrations), which opens this class to those who have basic beginner experience but might not be able to complete the piece in one day. The design can easily be adapted to challenge the experienced/advanced smith, too (with the addition of claw feet, for example) – bring your sketches and ideas! Special note: the project for the 2019 Fall Conference will be a trivet!

Tools and Equipment or other items participants are to bring to the class:

Favorite hammer and tongs for forging ½" square bar. Punches, drifts, and tenon-shaping tools will be available for use during the class. Stock will be provided.

Safety Equipment: the usual for forging with coal: safety glasses, hearing protection, clothing of natural fiber with no cuffs or fraying, and leather boots or shoes.

Lunch Arrangements: BYOL or local fast food available

Questions: Contact Christina Dodge, (612) 741-9292, christina.guildmbr@gmail.com

To register for this class, send a check for \$60 made out to Guild of Metalsmiths and your full contact info to:

Christina Dodge


17645 Baugh St. NW

Ramsey, MN 55303

Acceptance priority for this class will be determined by postmark.



April demo op: Minnesota Zoo



The MN Zoo has invited the Guild of Metalsmiths back to demonstrate this spring. They have asked if we could demonstrate the four weekends of April 6-7, 13-14, 20-21, and 27-28 during their Farm Babies event. This has been a popular demonstration venue in the past and we are happy to be returning.

Given that the demonstrations occur over the course of four weekends, we will need to coordinate our efforts to make sure we all don't show up on one day or leave a day / weekend completely uncovered. If you could please contact me and let me know your interest and the dates you can commit to it would be very helpful. If you are able or willing to take the lead on one of the three weekends that would be helpful also.

Please contact me, Rick Wessling, at rgwessling@gmail.com. Looking forward to a great time at the Zoo.

<https://mnzoo.org/blog/family-fun-april-farmbabies/>

The Guild of Metalsmiths Board of Directors meeting – January 9, 2019

Present: Gordon Barr, Peter Bettenberg, Christina Dodge, Jesse Gavin, Taya Gavin, Mark Lockwood, Marty Masters, Derrick Phillips, Grace Sheehy, Larry Wasmund, Paul Widenhoefer, and Richard Zielike. Guest: Paula Wasmund.

Call to order at 7:12 pm.

Approval of November 14 2018 meeting minutes. Motion to accept by Peter, seconded by Mark. Motion passes.

The following names were elected at the December holiday party and general business meeting. The board of directors confirms this election by motion and verbal vote.

President - Larry Wasmund
Vice President - Paul Widenhoefer
Treasurer – Taya Gavin
Recorder – Richard Zielike

Directors will be Gordon Barr, Peter Bettenberg, Christina Dodge, Jesse Gavin, Mark Lockwood, Derrick Phillips, and Martin Masters

Motion to accept by Gordon Barr, seconded by Jesse Gavin. Motion passes by unanimous vote.

Larry presented pictures and a caster of the chair cart he is making for the new trailer. Discussion followed on the maneuverability and weight of the carts, and shelving for the trailer. Decided to proceed as planned.

Committee reports:

Membership-Gordon Barr Chair. The Pay-Pal button will continue to be on the web page for new memberships; however current members will be asked to use the Neon Pay inside the member's only section for renewals as it automatically updates the software. Approximately 75% of dues are paid online, with 300+ being current and another 200 are currently 6-9 months past due. Discussed having class signup online but have obstacles to balance out first. Monica Walczak is managing NEON for us.

Communications-Peter Bettenberg Chair. Craig Snyder is taking over as Webmaster. Shirt sales broke even. Black sells better than grey, and it was felt that the design could be modified. First draft of the September *Metalsmith* is done, and the December issue is 90% finished. Our 1,500 brochures came in for more than expected, as they used a higher quality paper than we requested, but they look good. Discussed how we should announce affiliated organizations programs in our publications.

Program-Mark Lockwood Chair. Derrick volunteered to become Program Chairman. Mark and Derrick will talk before next program meeting. February Guild meeting will be at Linders Specialty. Discussed having April at Toll Welding and June at Mike Alms. Discussed using Leonardo's Basement and Midwest Knife as meeting places. A member had approached Larry Wasmund and asked if the Program Committee would be allowed to plan on using the Guild grant fund for a spring mini- conference type program. The program committee had discussed having a special program in the past, but the committee decided that using grant money for it was not appropriate. The use of grant funds must be approved by the Board only. The Fall Conference project will be a trivet.

Education Committee-Christina Dodge Chair. All beginning blacksmith classes are full. There was enough interest in the bolt tongs class that Dave Gavin added a Sunday class. Other upcoming classes are the knife class, trivet class and a forge tool class. People have expressed an interest in a bronze pour class and Peter will make contact with Marty Hicks. Wasmund will discuss with Arden Hanson

President's report-Larry Wasmund. No long term contract yet on Little Log House, looking into other venues. Coal has been ordered, but the trucking firm has been waiting for a piggyback load. Might look for a different trucker. Discussed disposal of old chairs and the old trailer. It was noted that Tunnel Mill may have some interest. Wasmund agreed to reach out to Carol Adams.

New Business-Discussed opening an account at Discount Steel for the Guild so that TGoM would reimburse Discount Steel directly for class materials and champions would not have large cash outlays before the class even began. Gordon Barr to gather information for consideration at the March meeting.

The Valentine's Day volunteer gathering put on by John Yust no longer has a venue. The board discussed the feasibility of holding it at the Danish American Center and if willing, John could hold it there. Larry Wasmund will follow up with a date and Christina Dodge and Gordon Barr will discuss the possibility with John.

Gordon recommended raising our membership to the Minnesota Transportation Museum from \$250 to \$300 as our members can use the facilities Tuesdays Wednesdays, and Saturdays. Motion by Gordon Barr, Seconded by Mark Lockwood. Motion passed by voice vote.

Treasurer's report-Grace Sheehy, outgoing Treasurer. Bank balance on 12/31/18 was \$76,021.26. Grant funding is \$6,240.43.

Meeting adjourned at 9:07 to tour the Danish American Institute dining rooms. Next meeting is March 13, 2019 at Danish American Institute at 7:00p.m.

Respectfully submitted: Richard Zielike, Recorder

Note: The information below is provided as a service for TGoM members. Members may submit items for sale and upcoming events that are considered relevant to our group, and they will be published as space permits. The Guild of Metalsmiths is not responsible for these items or events.

Tunnel Mill Crafts 2019 Upcoming Classes

We are located in southern Minnesota near Spring Valley. For more information on any of the classes contact us at jc-adams@msn.com, or call 507-289-4189 Carol Adams.



Line-up for 2019 at Tunnel Mill

May 2, 3 4, & 5 Combo class wood & metal.

Make a wooden chest with Derek Olson and metal hinges for chest with Tom Latane'. In this special 2 part class, we can offer 8 students the opportunity to work with Tom and Derek as follows:

Students will be divided into two equal groups. One group will work 9AM - 1PM (or 8:30 - 12:30) in the wood shop while the other is in the blacksmith shop. After lunch the groups will switch places and work 2PM -6PM (or 1:30 -5:30). Students may choose to work in either shop (space permitting) in the evenings.

The Slant Lid Tool Chest Woodwork Portion (Taught by Derek Olson)

Tool chests are a simple solution to the age-old problem of protection and portability for their prized possessions. While many old tool chests resemble basic box-like chests, the Slant Lid with a fall front variety is an attractive alternative that can be simpler to build , lighter to transport and easier to work with.

The Slant Lid Tool Chest Forging Portion (Taught by Tom Latane')

In the forging portion of this class students will hammer out the hardware for the chests in the blacksmith shop. The basic hardware will consist of a pair of hinges and a hasp, inspired by the ornamental iron on the slant-lidded boxes of Conestoga Wagons.

Skill Level: -Beginner to intermediate smith, -Any woodworker able to drive a finishing nail without damaging the wood should have the hammer control to accomplish the forging.

May 17, 18 & 19th Box padlock class with Tom Latane'

Participants in this class will construct an early style (15th -17th century) padlock in which a bolt secures a hasp on the front of the case.

May 31, June 1 & 2nd Repousse' Douglas Pryor

We are welcoming Douglas Pryor back for his third year with us. This year Douglas is doing "scientific illustrations" including plants, and insects. Should be a very interesting class as usual,

June 7, 8 & 9th Steel trivet or side table with Jennifer Horn

Jennifer Horn is a Certified Journeyman Farrier and artistic Blacksmith who has been serving the northern Michigan horse owner community since 1990. Jennifer will teach us how to build an end table with round pass throughs, warps, square corners, forge welds, and other traditional metalworking techniques.

August 17, 18, 19, Make Damascus (layered steel) with Ric Furrer-Door County Blacksmith

October 11, 12 & 13th Decorated hammer heads with Tom Latane'

Students will forge a hammer head and then chase the cold steel to ornament the form. Acanthus leaf, greenman face, and rope border motifs will be demonstrated. Skill level- Intermediate to advanced.

2020 Peter Ross & Mark Aspery: More details to follow on website: www.tunnelmillcrafts.com

Guild member hosts 4-Day 'Evolution of Tool Making' classes March 23-26

Mike Dippel, a member of The Guild of Metalsmiths, is coordinating a week of courses at his shop in March with Ethan Harty, a young blacksmith from Alberta, Canada—Subject: 4-Day Evolution of Tool Making. <http://www.ethanhartyblacksmith.com/>

When: March 23-26

What are we forging? Progressing every day forging the next tool with your newest tool advancing aesthetically and difficulty. 10 tools total, you bring everything home!

What do I need to bring? All materials and tools are included! PPE will be provided (glasses, gloves and ear plugs) but you can bring your own if you're more comfortable. Please wear JEANS, 100% COTTON SHIRT, and suitable WORK FOOT WEAR (leather boots). You will get dirty, sweaty, hot, and sparks will be flying. Bring yourself and a good attitude. It's going to be a blast!

How much does a class cost? \$950

Where is your shop? My shop is located in Cottage Grove, MN.

Who is going to be there? Ethan Harty, 8 students and myself.

Am I qualified? YES! Any level of smith can sign-up, even if this is your first time!

Accommodations? If you happen to be traveling long distance, there are hotels in Cottage Grove 10 minutes from my shop. Roughing it? There's room to park a camper or setup a tent if you prefer to get in touch with the squirrels. At the shop we have access to a bathroom, fridge, microwave and grill if you want to bring your own lunch. There are plenty of fast food choices in town to pick from just 10 minutes from the shop.

Contact Mike Dippel to sign up: mike.dippel@gmail.com

Mike's website: <https://www.mikedippelblacksmith.com/>

Goings on...a listing of TGoM events at a glance



- All membership meetings are the second Wednesday of February, April, June, August, and October. Date for December will be announced. For these meetings a potluck meal begins at 6:30 pm and the business meeting begins at 7, with a demonstration or activity starting around 8 (times approximate).
- Education Comm. meets first Thursday of each month. Contact Christina Dodge, co-chair: christina.gldmbr@gmail.com
- Program Comm. meetings are 7 pm the third Thursday monthly. Derrick Phillips, chair derrick_phillips@q.com
- All board meetings are the second Wednesday of January, March, May, July, September, and November. Potluck meal begins at 6:30, with meeting starting at 7 pm.

Events in February 2019

- Feb. 2, Beginners Blacksmithing class D1, Cleveland
- Feb. 9, Beginners Blacksmithing class D2, Cleveland
- Feb. 13, Guild membership meeting, Linders Specialty Co.
- Feb. 16, Beginners Blacksmithing class D3, Cleveland
- Feb. 23 & 24, Zombi Scandi bushcraft knife class, MN School of Horseshoeing

Events in March, 2019

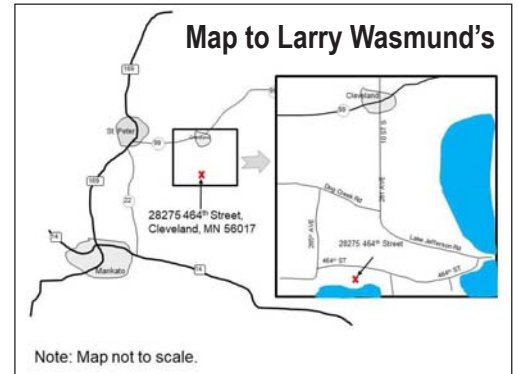
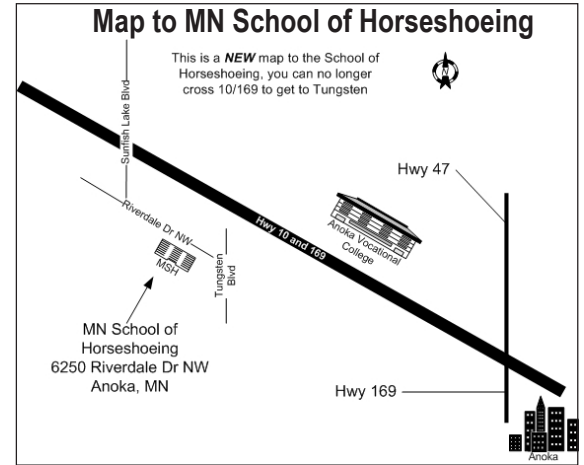
- March 9, Taste of Blacksmithing, MN School of Horseshoeing
- March 23, Struck Tools class, MN School of Horseshoeing
- March 30, Forge Tool Building Class, MN School of Horseshoeing

Events in April 2019

- April 6-7, Demo Op at MN Zoo-Rick Wessling
- April 7, Trivet Class, MN School of Horseshoeing
- April 10, Guild membership meeting, location TBA
- April 13-14, Demo Op at MN Zoo
- April 20-21, Demo Op at MN Zoo
- April 27-28, Northern MN Metalsmiths annual Spring Conference
- April 27 -28, Demo Op at MN Zoo

Events in May 2019

- May 4, Hammer Making Class, MN School of Horseshoeing



Join The Guild of Metalsmiths

Send \$30 dues to the address below. Please circle if you want to be listed in our membership directory and/or check items you don't want listed.

The Guild of Metalsmiths
PO Box 11423
St. Paul MN 55111

List Me
in the directory
but don't list

Don't List Me
in the Directory

address - phones: home - work - fax - cell - email - web page
(circle items above you DO NOT want published)

Name: _____

Email address: _____

Address: _____

City, State, Zip Code: _____

Primary phone: _____ Secondary phone: _____

All memberships are family memberships. Persons of all ages, professionals and hobbyists, are invited to join.
We do not sell our mailing list.

ELECTRONIC FORUM

If you have not been receiving an email notification that The Forum is available, please verify that we have your correct email address.
Contact Gordon Barr at agbarr@aol.com.



Address Service Requested

If you have items to be included in The Forum, please send them to Georgia Myers, editor, by email to: gldmyers@embarqmail.com by the third Monday of the month, if possible.

The Guild of Metalsmiths on the web

Visit our website at <http://www.metalsmith.org>

Looking for something? Try the search engine. On our home page, at the top of the right sidebar, enter your query and click on "Search."

February 2019

Your membership expiration date will show on the address label of your quarterly "Metalsmith" magazine.

TGoM now accepts Paypal and most major credit cards

The Guild accepts Paypal and most major credit cards, in addition to paper checks, for the payment of annual dues. This should make it more convenient for members to pay dues.

The Guild of Metalsmiths, St. Paul, MN, publishes The GoM Forum monthly. It is intended as a tool to further our educational mission, to keep members up to date on current happenings, to publicize projects and workshops, a place for all members to express their opinions, concerns, learn more about each other—in short, to help us run our organization.

Information in this publication is provided as a service for our members. Members may submit items for sale and upcoming events that are considered relevant to our group, and they will be published as space permits. The Guild of Metalsmiths is not responsible for these items or events.

Guild educational grants

There is grant money available for Guild members to study intermediate and advanced metalworking techniques.

The Guild educational grant program is designed to bring new skills into the metalworking community. Participants are given money to pay for a portion of their expenses and are expected to learn some new or poorly understood skill, and then to share what they have learned with other members and the public through an article in our quarterly magazine, "The Metalsmith." They're also expected to lead a workshop on the topic (or other educational service approved by the board).

Application forms are available from the president or treasurer at a regular meeting, or by sending a self-addressed, stamped envelope to:

The Guild of Metalsmiths
PO Box 11423
St. Paul MN 55111