

# The Forum

November 2018



Vol. 20, No. 11

## Annual TGoM holiday gathering Sunday, December 2 at CSPA Hall in St. Paul, MN




Join Guild of Metalsmiths friends and families for our annual holiday gathering at the CSPA Hall in St. Paul (address 385 Michigan St, at the corner of West 7th and Western). The hall will open at noon. We usually share hors d'oeuvres as people arrive, so bring your favorites if you wish.

The annual business meeting is first on the agenda, along with election of new officers and board members. Your participation is key to this. That leads into show and tell, and possibly an impromptu auction. By then, we'll all have worked up an appetite to sit down to our always delightful holiday potluck.

If you're a first-timer to this event, just go upstairs at the front of the building when you get there. An elevator entrance is also located on the side just off the parking lot. Bring your family!

Any questions about this meeting can be answered by contacting meeting champion Mike Frattalone at [icemanfratt@aol.com](mailto:icemanfratt@aol.com).



## The Guild of Metalsmiths Sharing Library

Check out these additions to TGoM's library. Thanks to Librarian Richard Zielike for the reviews. These are available for checkout. Watch for more down the road.

*From Forge and Anvil*, by Candace Leslie. It's mostly pictures about the decorative artwork that Erich Reisel made in Texas. As a young guy, he made a (looks like about a 6' X 6' X 4' (based on the picture of the people standing by it)) portable feather-cleaning machine for redoing feather beds in Germany. They would take the various villages to clean beds. After he finished his apprenticeship, he was admitted into the German Naval Academy, but his father refused to sign a letter of permission, and so he immigrated to America because there was no work in Germany. Black and White. 86 pages, with page 30 and after of his artwork. Pretty amazing stuff, and easy reading.

*Gas Burners for Forges, Furnaces and Kilns*, by Michael Porter. We have a copy of this book, but it is one of our more popular ones, and it's usually checked out. Michael starts out by explaining the different functions of burner parts, and then starts by explaining how to build a 1/2" burner. That part is pretty straightforward. It really helps to understand this section, because he refers back to it (a lot) when doing a 3/4", a 1", and a 1 1/4" burner. It's almost like reading an insurance policy. You will find yourself flipping pages because a lot of instructions are like "follow the directions in Chapter 7, Step 5". Porter also tells how to build 4 different types of forges, a cart, and tips on brazing. Black and White, 204 pages.

*Engraving Metals*, by Paul Hasluck. This is a Lindsay Publication reprint of a great old (1912) classic. It has chapters on tools, practice exercises, engraving precious metals, monograms, and nameplates. There is even a chapter on engraving coffins! There are some specialized tooling involved, but it is certainly do-able. Kind of a "getting" lost art with CNC, etc. Obviously black and white, with 159 pages.

### Note from TGoM Librarian

We have some outstanding books, and some people have really enjoyed them, for a....very....long....time. If you are one of those individuals, we would appreciate if you returned the books so other members could enjoy them.

# Our neighborhood of smiths

## The Guild of Metalsmiths (TGoM)

All membership meetings are the second Wednesday of February, April, June, August, and October, except December. For these meetings a potluck meal begins at 6:30 pm and the business meeting begins at 7, with a demonstration or activity starting around 8 (times approximate). To check your membership expiration date, see the mailing label on your latest copy of "Metalsmith."

President: Martin Pansch Vice-President: Paul Widenhoefer  
[blacksmithingyeti@gmail.com](mailto:blacksmithingyeti@gmail.com) [pwidenhoefer@gmail.com](mailto:pwidenhoefer@gmail.com)  
612-599-4762 952-930-0070  
Our website is: <http://www.metalsmith.org>

---

## Badger Blacksmiths meetings

Our contact information is as follows:

President: Don Hogenson Newsletter editor: John Grump  
715-265-4701 715-835-0894  
[johngrump@att.net](mailto:johngrump@att.net)

---

## Lake Superior Metalsmiths

Lake Superior Metalsmiths (LSM) meet the fourth Saturday of the month. Potluck at noon with meeting to follow.

### Contacts are:

Charley Brown, President, [CharleyRB@charter.net](mailto:CharleyRB@charter.net), 218-428-7906  
Dave Hanson, VP, [duluthblacksmith@yahoo.com](mailto:duluthblacksmith@yahoo.com) 218-391-4466

---

## Northern Minnesota Metalsmiths

The NMM meets the first Monday of the month at Lake Itasca Region Pioneer Farmers (LIRPF) show grounds, 1/4 mile east of the north entrance to Itasca State Park.

Contact Keith Johnson for monthly specifics at [keith@greatriverforge.com](mailto:keith@greatriverforge.com). The NMM's website is [www.nmmetalsmiths.org](http://www.nmmetalsmiths.org)

---

## Central Minnesota Blacksmiths (CMB)

Meet on the first Monday of each month. Potluck followed by demo. Locations are different every month so please call or write for info

**President: Ken Zitur** **Brian Johnson**  
320-746-8161 16777 Co Rd 75 NW  
[mail@kensiron.com](mailto:mail@kensiron.com) Clearwater MN 55367  
320-558-6898

---

## Chicago Avenue Fire Arts Center (CAFAC)

Quarterly blacksmithing classes, exhibits, and open house events  
[www.cafac.org](http://www.cafac.org) email: [info@cafac.org](mailto:info@cafac.org)

---

## Tunnel Mill Crafts

Blacksmith shop, traditional iron work, classes  
4505 Highway 63 North, Rochester, MN 55906  
507 289-4189 or 507 289-5246  
Carol Adams [jc-adams@msn.com](mailto:jc-adams@msn.com),  
<http://www.tunnelmillcrafts.com/>

---

## Sandy Lake Forge on Raspberry Island

Blacksmith shop offering classes, workshops and more. See [raspberrylakefolkschool.blogspot.com](http://raspberrylakefolkschool.blogspot.com) for details or call: 218-851-6085

Gary and Janet Hill Raspberry Island  
50569 218th Place McGregor, MN 55760

# Passing of member and friend

It is with sadness that I must announce the passing of Tibor Kovacs. Tibor was an on-again off-again member of The Guild. If you have been in The Guild for a number of years you might remember Tibor for his long silver/white hair, works in silver, or genuine compassion for all those he met.

Mass of Christian Burial was held Friday, October 12, 2018, at St. Elizabeth Ann Seton Catholic Church in Hastings. Private family interment will be held at a later date.

### The full obituary:

<https://www.wisefamilyfh.com/obituaries/Tibor-Kovacs/#!/Obituary>  
— Martin Pansch

---

# Blacksmith Equipment For Sale

I got a call from Dan Rasmussen, who is just a bit south of Rochester, MN. Due to health issues he will unlikely be able to do any blacksmithing going forward and is looking to sell off his equipment. He is hoping to sell it off as one lot. He has:

- 25 pound Little Giant (turn key, clutch redone a few years ago)
- 100 pound Peter Wright
- 130 pound anvil with no visible maker's mark.
- 10" belt driven lathe
- a treadle hammer
- 2 cast iron forges
- A welding table
- A propane torch fitted with a rosebud tip
- 25-30 hammers
- assorted tongs
- assorted stock

Dan is looking to get about \$8000 for everything. I don't have photos of everything currently but Dan has always had a good eye for equipment in the past. I've used him as a finder and have purchased several anvils, blowers and a rivet forge from him in the past and have been satisfied with the quality vs. price ratio.

If you may be interested, give Dan a call at 507-438-1625

— Martin Pansch

---

# Jackson Street Roundhouse Fall & Winter Demo Ops

Wednesdays and Saturdays, 9 am to 4 pm until May 2019.  
December will have Santa Days and will be open the first 3 Sundays.

Enter through the back gate. We now have a second forge set up. People that would like to work in the blacksmith shop are welcome to drop by. Any questions, call Gordon Barr 952-894-4821.

# WHEAT STALKS CLASS

Saturday, Nov. 3, 9:00 am

Dave Gavin's Place: N6768 720<sup>th</sup> Street, Beldenville, WI

Cost: \$65

Class size: 8 max, 5 minimum

Instructor: Dave Gavin



Wheat Stalk

Learn to make wheat stalks w/leaves as elements of a sculpture. Full sculpture can be completed depending on time.

**Required tools:** gas forge, anvil, leg vise, hand files, scrolling tongs, tongs to hold 1/8" – 3/8" round stock and 1/8" flat stock, forging hammers, small sharp cross peen hammer, grinder w/ grinder wheel, cut off wheel and sanding wheels, wire brush, brass brush, veining tool for leaves, diverging 'V' tool, needle nose pliers or vise grip 6LN, hand held torch (oxy propane or acetylene) & other favorite tools. **Optional tools** (bring if you have): touch mark

NOTE: The number of required tools is pretty long and specific. Some are used extensively while others are used for a few minutes and could be shared. If there are questions on any of the tools required, please contact Jesse Gavin directly at 715-808-5891

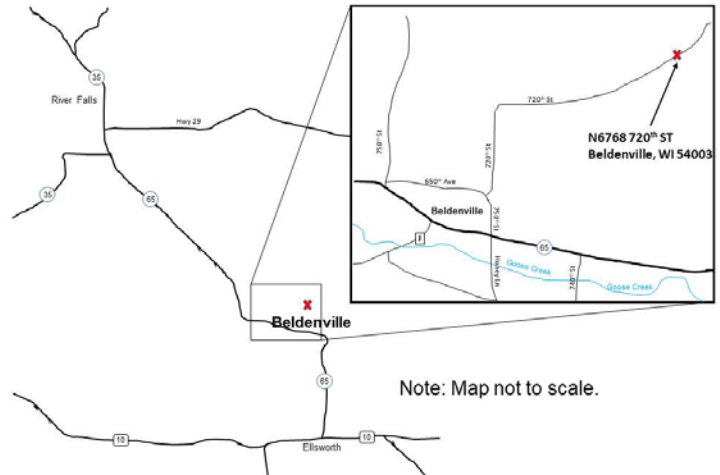
**Safety Equipment:** cotton clothing, gloves, hearing protection, safety glasses, leather boots, gas welding goggles

**Lunch:** bring your own or go to town ~4 miles away.

**To register** for this class, send a check for \$65 made to "Guild of Metalsmiths" and your contact info to:

Jesse Gavin, N8214 330th street, Spring Valley WI 54767

**Acceptance priority for this class is determined by postmark date.**



Note: Map not to scale.

Map to Dave Gavin's

# Forge Welding Class

Saturday & Sunday, November 17 & 18, 9 am to 5 pm each day

Location: MN School of Horseshoeing (map page 7)

Instructor: Dave Mariette

Cost: \$160 member, \$180 non-member

Maximum students: 8, Minimum: 5

Forge welding. So, you've seen it done. It looked so easy. Why doesn't it work for me, you ask? David will seek to dispel the mythical mysticism that seems to surround this technique, and give you the tools you need to begin forge welding. Like many things there is no magic bullet. It is a compilation of doing everything right, not just one thing.

Starting from the ground up learning to manage heat, you'll begin with some basic welding, and as you gain some experience move on to a few more advanced welding configurations. Some solid basic forging experience would be beneficial.

**Safety Equipment:** The usual. Eye and ear protection. No flammable clothing. Leather work boots. Since we are forge welding and there will be more sparks than usual, students should dress with that in mind. Bring an apron if you have one.

**Tools and Equipment:** As part of the cost of the class, students will be provided with their own wire brush and a 1-lb. can of EZ Weld.

**Lunch arrangements:** Bring a bag lunch or visit one of the area restaurants.

**To register for this class,** send a check payable to "The Guild of Metalsmiths" to:

Christina Dodge                      17645 Baugh St NW                      Ramsey, MN 55303

Contact Christina with questions at (612) 741-9292 or [christina.guildmbr@gmail.com](mailto:christina.guildmbr@gmail.com)

**Acceptance priority for this class will be determined by postmark.**

# Bio...David Mariette (64) metal guy

- Welder, fabricator, blacksmith, metal artisan, blacksmith instructor.
- Mid to late 1980s to present.
- Active in The Guild 25 years +-.
- Recipient of Juare/Hubler Award, Guild of Metalsmiths.
- Area of expertise: Architectural and traditional design iron.
- "Forge welding when practiced and developed as a skill can be a valuable tool in your arsenal. You can create motifs and design by this means that cannot be created effectively any other way." DM

## Handled Struck Tools Workshop

Saturday, Dec. 1, 8 am to 5 pm

Location: MN School of Horseshoeing (map page 7)

Instructors: Jesse (lead instructor) and Dave Gavin, others

Cost: \$85 Minimum six students Maximum eight.

The tools made will be punches with a wire handle and chisels with a wire handle. We will offer the option to use treadle hammers supplied by the teaching staff. (Find out if you really need one of these by trying them.) Last year we used 3 different treadle hammers for the eight students. Tools for the treadle hammers will be supplied. Steel used will be 5/8 and 3/4 inch round 4140 AN for the punches and chisels. Handles will be fabricated from 1/4 and or 5/16 round CRS.

The goal of the workshop is to produce students comfortable with the process of forging and heat treating tools from tool steel. The secondary goal is to have the students comfortable with the use of treadle hammers. We forge in the morning, heat treat and install handles after lunch.

We've accepted that most of the time is spent focusing on understanding the heat treat process. There will be enough stock so we can encourage you to make a couple of serious mistakes and still go home with real tools to use or to offer for the next "iron in the hat".

Power grinders are supplied. Bring your favorite hammers and tongs suitable for the stock if you have them. Bring your basic safety gear (leather, cotton, gloves, eye and ear protection and safety shoes). This class has been going annually for quite a while and has always filled. Credit for that goes to Jesse and Dave.

**To register** put your name, phone number, email and residential address on piece of paper, fold it up with a check for \$85 written to The Guild of Metalsmiths, and send to Herb Fick, class manager. **Questions?** 507 663 0569 or 507 649 1611 (cell) [herb@phyque.com](mailto:herb@phyque.com)

Herb Fick

519 East Eighth Street

Northfield MN 55057-2508

**Acceptance priority for this class will be determined by postmark.**



Handled struck tools



Color tempered chisels

## Fireplace Tools Class

Saturday, Dec. 8, 8 am to 5 pm,

Location: MN School of Horseshoeing (map page 7)

Instructors: Larry Wasmund and others

Cost: \$65

Class size: Maximum students: 10 Minimum students: 4

This class will be a creative class making tools for a fireplace or fire pit. You will create a fire poker, an ash shovel, and a hearth broom handle into which you will incorporate a whisk broom. The stock will be 3/8 square stock and there will be many handle choices from coils to animal heads and bottle openers that may be incorporated into the handles. Come one, come all, from beginners to advanced skills. All students get enough materials for three tools and a wall bracket. Time should allow finishing two for sure and most will complete all.

**Tools and Equipment or other items participants are to bring to the class:** Bring your favorite hammers and tools or use mine. I will have punches for facial features and animal heads.

**Safety Equipment** – Cotton clothing, gloves, hearing protection, safety glasses.

**Other Equipment:** None

**Lunch Arrangements:** on your own at local fast foods or bring your own

**To register for this class, send a check for \$65 written to "Guild of Metalsmiths" and your contact information to:**

Larry Wasmund

28275 464<sup>th</sup> Street

Cleveland MN. 56017

**Acceptance priority for this class will be determined by postmark.**



## Tiny Tool Ornaments Class

Saturday, Dec. 15, 8:30 am to 4 pm

Location: MN School of Horseshoeing (map page 7)

Cost: \$65

Maximum students: 8 Minimum students: 5

Instructors: Larry Wasmund and others

This class is to be a fun day creating tiny scale forged tools such as tongs, hammers, anvils, and others limited only by your imagination. Students should know how to direct the movement of steel with a cross peen, draw out, and rivet. Everyone will go home with multiple ornaments.

**Tools and Equipment or other items participants are to bring to the class:**

Bring your favorite hammer, a file, and an imagination.

**Safety Equipment** – Cotton clothing, gloves, hearing protection, safety glasses.

**Other Equipment:** None

To register for this class, send a check for \$65 made out to “Guild of Metalsmiths” and your contact information to:

Larry Wasmund

28275 464<sup>th</sup> Street

Cleveland MN. 56017

**Acceptance priority for this class will be determined by postmark.**



## Oxy class 2018

*Standing, left-to-right:*

Dan Moore, Seth Merritt, Tom Steinke, Ben Moore, Susan Casaus, Jeff Suek, Jodi Larson, Richard Zielike, Judith Morrison, \*Dick Carlson, \*Bill Krawczeski, Brendan Stevens, Pete Stanaitis.

*Kneeling:* Juliet Anderson, David Merritt, \*Bob Brown, and \*Myron Hanson.

\* signifies instructor

## October Beginning Blacksmithing class concludes

Gordon Barr announces that three sessions of the October Beginning Blacksmithing class have concluded. Congratulations!

**Students in that class were:**

Jay Emerson,  
Chris Haukoos,  
Mitchell Breit,  
Kim Maas,  
Ashley Tucker,  
Kjell Gordon,  
Doug May,  
Mike Cerepak,  
Ken Hollenneck and son Ken



## HELP WANTED: Guild Webmaster

After approximately 18 months, Ryan Goeken has decided to step down as webmaster for the Guild. I would like to thank him for his many contributions in that short time!

As a result, we are in need of a new webmaster (or team of IT folks) to help run the technology that keeps us all communicating with each other! Volunteers would maintain and update our main website and gallery (currently with WordPress), the Web Forum, the Bellows mailer, the Forum mailer, and deal with our web hosting provider. Experience with Google Analytics, Paypal, and database administration would be valuable.

We would love to split the work between a couple of people, This lightens the workload and avoids one single point of failure. Please contact Peter Bettenberg (Communications Chair) at [bettenberg@hotmail.com](mailto:bettenberg@hotmail.com) with any inquiries about the position.

---



## Tunnel Mill Fall Gathering 'Thank You'

Thanks to all of you who were able to join us at Tunnel Mill for our Annual Fall Gathering on October 5, 6, and 7. This year's gathering was in memory of John. Stan Droneck roasted a 100 pound pig for us, which was delicious! We had music from Jelly Wine, a group from Rochester, MN. We had a great time, from broom-making to wine tasting (or drinking), demonstrations by fellow blacksmith friends and a couple of John's past students. Roger and Myron made sure we had fresh fry bread and potato curls. We even let off some sky lanterns and mini fireworks in John's memory.

Thank you all for all your help and support during the last several months. I plan on continuing with John's legacy and continue to host classes at Tunnel Mill.

— Carol Adams

---

## October membership meeting pictorial

On Wednesday, October 10 The Guild met at the Arms & Armor workshop in Minneapolis. A&A is a fixture of the MN Renaissance Festival and longtime supporter of TGoM. Thanks so much Christopher Poor and Craig Johnson for letting us into your space and sharing your knowledge and talents! <http://www.arms-n-armor.com/>

(Photos by Peter Bettenberg, borrowed from The Guild's facebook page.)



# Goings on...a listing of TGoM events at a glance



- All membership meetings are the second Wednesday of February, April, June, August, and October. Date for December will be announced. For these meetings a potluck meal begins at 6:30 pm and the business meeting begins at 7, with a demonstration or activity starting around 8 (times approximate).
- Education Comm. meets first Thursday of each month. Contact Larry Wasmund, chair: [poundedtreasures@gmail.com](mailto:poundedtreasures@gmail.com)
- Program Comm. meetings are 7 pm the third Thursday of each month. Mark Lockwood is chair: [mark.lockwood@daikinapplied.com](mailto:mark.lockwood@daikinapplied.com)
- All board meetings are the second Wednesday of January, March, May, July, September, and November. Potluck meal begins at 6:30, with meeting starting at 7 pm.

## Events in November 2018

- Nov. 3, Beginners Blacksmithing Class B1, Cleveland MN
- Nov 3, Wheat Stalk Class (make-up from snow day last April)
- Nov. 10, Beginners Blacksmithing Class B2, Cleveland, MN
- Nov. 17, Beginners Blacksmithing Class B3, Cleveland MN
- Nov. 17 & 18, Forge Welding Class, MN School of Horseshoeing

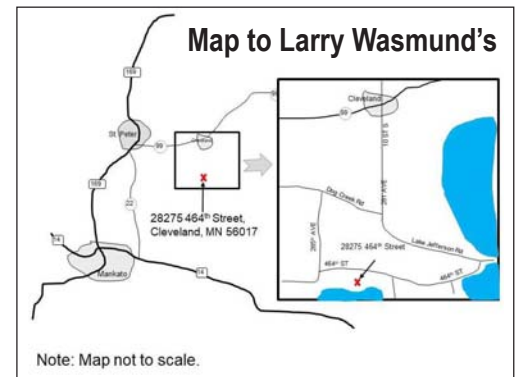
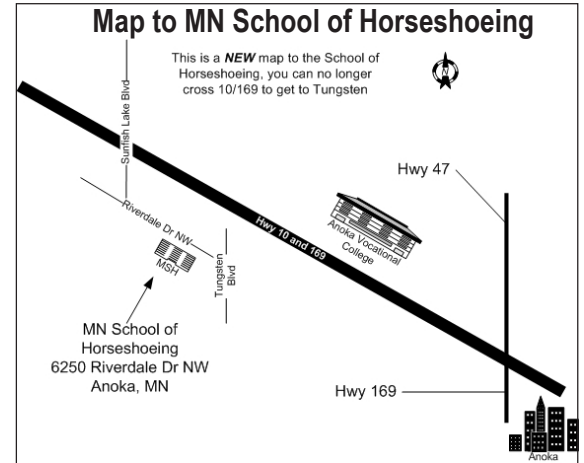
## Events in December 2018

- Dec. 1, Handled Struck Tools Class, MN School of Horseshoeing
- Dec. 2, TGoM Christmas Potluck/Annual Meeting, CSPS Hall, St. Paul
- Dec. 8, Fireplace Tool Building class, MN School of Horseshoeing
- Dec. 15, Tiny Tool Ornaments Class, MN School of Horseshoeing

## Events in January 2019

## Events in February 2019

- Feb. 13, Guild membership meeting, location TBA



## Join The Guild of Metalsmiths

Send \$30 dues to the address below. Please circle if you want to be listed in our membership directory and/or check items you don't want listed.

The Guild of Metalsmiths  
PO Box 11423  
St. Paul MN 55111

**List Me**  
in the directory  
but don't list

**Don't List Me**  
in the Directory

address - phones: home - work - fax - cell - email - web page  
(circle items above you DO NOT want published)

Name: \_\_\_\_\_

Email address: \_\_\_\_\_

Address: \_\_\_\_\_

City, State, Zip Code: \_\_\_\_\_

Primary phone: \_\_\_\_\_ Secondary phone: \_\_\_\_\_

All memberships are family memberships. Persons of all ages, professionals and hobbyists, are invited to join.

We do not sell our mailing list.

## ELECTRONIC FORUM

If you have not been receiving an email notification that The Forum is available, please verify that we have your correct email address. Contact Gordon Barr at [agbarr@aol.com](mailto:agbarr@aol.com).



Address Service Requested

If you have items to be included in The Forum, please send them to Georgia Myers, editor, by email to: [gldmyers@embarqmail.com](mailto:gldmyers@embarqmail.com) by the third Monday of the month, if possible.

## The Guild of Metalsmiths on the web

Visit our website at <http://www.metalsmith.org>

Looking for something? Try the search engine. On our home page, at the top of the right sidebar, enter your query and click on "Search."

November 2018

---

Your membership expiration date will show on the address label of your quarterly Metalsmith magazine.

---

### TGoM now accepts Paypal and most major credit cards

The Guild accepts Paypal and most major credit cards, in addition to paper checks, for the payment of annual dues. This should make it more convenient for members to pay dues.

---

The Guild of Metalsmiths, St. Paul, MN, publishes The GoM Forum monthly. It is intended as a tool to further our educational mission, to keep members up to date on current happenings, to publicize projects and workshops, a place for all members to express their opinions, concerns, learn more about each other—in short, to help us run our organization.

---

Information in this publication is provided as a service for our members. Members may submit items for sale and upcoming events that are considered relevant to our group, and they will be published as space permits. The Guild of Metalsmiths is not responsible for these items or events.

---

### Guild educational grants

There is grant money available for Guild members to study intermediate and advanced metalworking techniques.

The Guild educational grant program is designed to bring new skills into the metalworking community. Participants are given money to pay for a portion of their expenses and are expected to learn some new or poorly understood skill, and then to share what they have learned with other members and the public through an article in our quarterly magazine, "The Metalsmith." They're also expected to lead a workshop on the topic (or other educational service approved by the board).

Application forms are available from the president or treasurer at a regular meeting, or by sending a self-addressed, stamped envelope to:

The Guild of Metalsmiths  
PO Box 11423  
St. Paul MN 55111