

The Forum

October 2018



Vol. 20, No. 10

October 10 Guild of Metalsmiths membership meeting set for Arms & Armor in Minneapolis

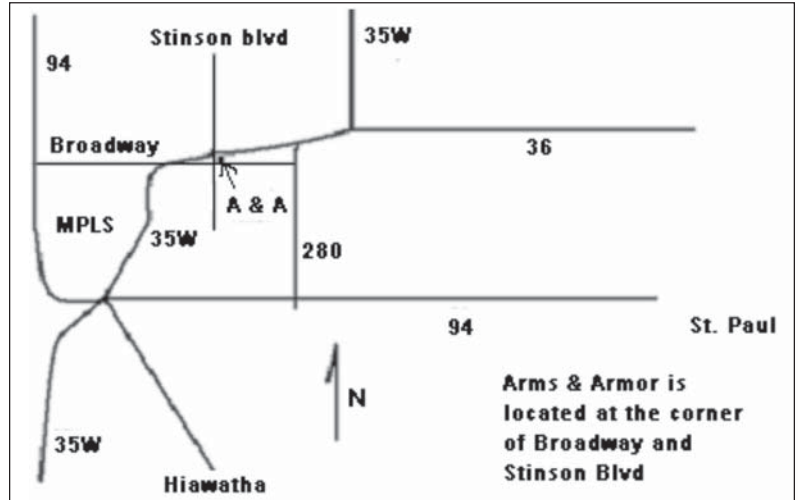
Please join us on Wednesday, October 10 at Arms and Armor (their workshop) at 1101 Northeast Stinson Boulevard, Minneapolis, MN 55413. Christopher Poor and his artisans are always great hosts, and though we have been there before, it is always good to see what weapons and armor they are working on currently. Visit their website at <http://www.arms-n-armor.com>

For this meeting, Craig Johnson, Production Manager, will do a talk about the construction and making of historical swords and display three from the collection. He will also have slides from a recent visit to the National Archeology Museum in Dublin, Ireland of period swords and forging tools and discuss their use by craftsmen of the medieval period.

Note that the moving of the chairs and tables into the building will begin at 4:30. Help if you can.

Also note that Broadway to the east of Arms & Armor is under construction and is not passable as this goes out.

As always, potluck dinner starts at 6:30 pm, with the business meeting beginning at 7:00 pm. Don't forget to bring your show & tell items. Sharing items and possible demonstrations should commence around 8:00 pm. Mark Lockwood is the champion for this meeting, and if you have any questions, please give him a call at 763-639-9646



TGoM's 2018 'Madness' produced prize winning creations in metal

What has sort of become an annual event is a contest that culminates during the annual Fall Conference (aka "The Madness.") This year's contest was to challenge our metalsmiths to create cheese cutters using their skills and knowledge of blacksmithing. The outcome was fun to watch, as each entry became part of the Saturday night auction after being on display in the gallery. Below are the entrants and the first, second, and third prize winners as a result of the highest bids from the audience. Congratulations to all who participated. Contest proceeds totalling \$670 went into the Guild's general fund.

- | | |
|-----------------------------------|-------|
| 1. Jim Erickson and Martin Pansch | \$300 |
| 2. Tom Latane' and Gary Myers | \$150 |
| 3. Dave Mariette | \$70 |
| 4. Seth Merritt | |
| 5. Stuart Lenz | |
| 6. Rich Herman | |
| 7. Mike Hanson | |
| 8. Brian Dallman | |

Beginners Blacksmithing Classes 2018 are FULL for October and November!



Mark your calendar now! TGoM's Christmas potluck and annual meeting happens Sunday, December 2 at the CSPS Hall in St. Paul: 383 W Michigan St, St Paul, MN 55102

Our neighborhood of smiths

The Guild of Metalsmiths (TGoM)

All membership meetings are the second Wednesday of February, April, June, August, and October, except December. For these meetings a potluck meal begins at 6:30 pm and the business meeting begins at 7, with a demonstration or activity starting around 8 (times approximate). To check your membership expiration date, see the mailing label on your latest copy of "Metalsmith."

President: Martin Pansch Vice-President: Paul Widenhoefer
blacksmithingyeti@gmail.com pwidenhoefer@gmail.com
612-599-4762 952-930-0070
Our website is: <http://www.metalsmith.org>

Badger Blacksmiths meetings

Our contact information is as follows:

President: Don Hogenson Newsletter editor: John Grump
715-265-4701 715-835-0894
johngrump@att.net

Lake Superior Metalsmiths

Lake Superior Metalsmiths (LSM) meet the fourth Saturday of the month. Potluck at noon with meeting to follow.

Contacts are:

Charley Brown, President, CharleyRB@charter.net, 218-428-7906
Dave Hanson, VP, duluthblacksmith@yahoo.com 218-391-4466

Northern Minnesota Metalsmiths

The NMM meets the first Monday of the month at Lake Itasca Region Pioneer Farmers (LIRPF) show grounds, 1/4 mile east of the north entrance to Itasca State Park.

Contact Keith Johnson for monthly specifics at keith@greatriverforge.com. The NMM's website is www.nmmetalsmiths.org

Central Minnesota Blacksmiths (CMB)

Meet on the first Monday of each month. Potluck followed by demo. Locations are different every month so please call or write for info

President: Ken Zitur Brian Johnson
320-746-8161 16777 Co Rd 75 NW
mail@kensiron.com Clearwater MN 55367
320-558-6898

Chicago Avenue Fire Arts Center (CAFAC)

Quarterly blacksmithing classes, exhibits, and open house events
www.cafac.org email: info@cafac.org

Tunnel Mill Crafts

Blacksmith shop, traditional iron work, classes
4505 Highway 63 North, Rochester, MN 55906
507 289-4189 or 507 289-5246

Carol Adams jc-adams@msn.com,
<http://www.tunnelmillcrafts.com/>

Sandy Lake Forge on Raspberry Island

Blacksmith shop offering classes, workshops and more. See raspberrylakefolkschool.blogspot.com for details or call: 218-851-6085

Gary and Janet Hill Raspberry Island
50569 218th Place Mcgregor, MN 55760

2 renowned smiths teach, entertain membership at 41st annual Fall Conference



Bladesmith Jim Poling from northern Minnesota is a member of the American Bladesmith Society. In 2010 he was awarded the ABS Journeyman's stamp. At the conference he shared his knowledge of bladesmithing. Jim demonstrated Saturday and Sunday and donated his demo pieces to the Guild's live auction.



Lynn Wynn started blacksmithing as a hobby, worked seriously with Brian Brazeal for several years, and is now a well-known demonstrator in the blacksmith community. Lyle is from Mississippi. He demonstrated basic techniques using a four-pound hammer to create small objects like leaves and jewelry, many that he donated to the Guild auction. For a time his partner was Stan Bryant, also of Mississippi. Stan was unable to travel to Minnesota with Lyle due to the fact that he recently started a new job.

Jackson Street Roundhouse Fall & Winter Demo Ops

Wednesdays and Saturdays, 9 am to 4 pm until May 2019.
December will have Santa Days and will be open the first 3 Sundays.

Enter through the back gate. We now have a second forge set up. People that would like to work in the blacksmith shop are welcome to drop by. Any questions, call Gordon Barr 952-894-4821.

THE GUILD OF METALSMITHS, Board of Directors – September, 26th, 2018

Held At: Danish American Center, 3030 West River Parkway, Minneapolis. Call to Order: 7:08 PM by Martin Pansch

Members in attendance: Barr, Bettenberg, Dodge, Pansch, Philips, Sheely, Wasmund, Widenhofer. Missing: Gavin, Lockwood. Visitor(s): Taya Gavin.

Approval of previous meeting's minutes: Motion to accept by Barr, second by Philips. Motion passes.

COMMITTEE REPORTS:

Treasurer Report: Grace Sheely. Conference financials are not completed yet but total revenue is around \$9,439.68. Full weekend meal plan went up \$5 this conference. There were a few complaints of new price vs. perceived quality. Considered adding Costco fruit trays.

2018 BALANCE SHEET	31-Jul-18	31-Aug-18
CASH ASSETS		
Wells Fargo Checking Balance	\$ 21,299.18	\$ 20,232.80
Wells Fargo Simple Checking	\$ 27,466.64	\$ 28,483.04
Wells Fargo Savings Balance	\$ 28,770.20	\$ 28,770.93
Sub-Total Cash (Dec 74,777.02)	\$ 77,536.02	\$ 77,486.77
Reduction for Grants Funding	\$ 5,468.79	\$ 5,468.79
TOTAL CASH ASSETS	\$ 72,067.23	\$ 72,017.98
REVENUE		
Deposits Bank	\$ 4,779.73	\$ 1,237.73
Deposits Paypal	\$ 377.07	\$ 1,016.40
TOTAL DEPOSITS	\$ 5,156.80	\$ 2,254.13
CASH/ Paypal Not Deposited	\$ -	\$ -
TOTAL REVENUE	\$ 5,156.80	\$ 4,508.26
EXPENSES		
Membership	\$ 54.19	\$ -
Education	\$ 1,337.04	\$ -
Communications	\$ 26.40	\$ 2,024.38
Program	\$ 98.56	\$ 174.00
Program Conference	\$ -	\$ 105.00
Management	\$ 162.00	\$ -
TOTAL EXPENSES	\$ 1,678.19	\$ 2,303.38
NET GAIN/LOSS	\$ 3,478.61	\$ (49.25)
PAID MEMBERSHIPS		
Annual Paypal Expense	\$ 33.60	\$ 16.32

Membership Services Committee: Chair Barr

Still having issues with PayPal and Neon CRM. Grant to take lead on trying to get it fixed. Issues with getting Neon to accept some of the oddities of our membership (family memberships, grace period, etc). If we can't fix with internal assets Barr to get estimate from Neon for short term technical support.

Education Committee report: Chair -Wasmund, Vice Chair- Marty Masters

We were a few hundred dollars shy on breaking even on the pre-conference class. Education committee to examine possible causes for shortfall. Oct/Nov beginner classes have filled. The Jan/feb classes to be advertised in December. Education committee meetings moving to the 1st Thursday of the month and commencing in October. Coal pile is running low, Wasmund to contact Keystone. Looking for Nov. del.

Program Committee: Chair-Lockwood, Vice Chair- Derrick Phillips

August – Dan Pate's went well. Suggestion to keep people from parking right next to the demonstration and right next to the trailer as it causes access issues. A set of traffic cones suggested to add to the trailer kit to "remind" people to park elsewhere.

Fall Conference - After Action Report from Program – 275 people in attendance, same as last year. Alyse did a great job with the food. Try to have her back. Asa did a great job with Sunday morning coffee. Suggestion that we need to pay someone to help with the food. Suggestion to get the caterers to bring ice with them. The 5:00 is okay for the potluck though makes it difficult for people who work Friday to make it in time, especially when the line is being taken down so quickly. Set-up crew should get first crack at the potluck. Need some sort of facility management POC to deal with refrigerator, toilet, power, etc issues. Silent auction took \$400 with Roger Degner championing on short notice. Ideas on how to improve it discussed. Suggestions for renting camera, projector and maybe wireless broadcast system (make small stuff easier to see and speed up process of everybody taking a photo of the piece as it is passed around). Suggestion for sign stating who the auctioneer and caller is. Suggestion a Guild run pancake breakfast on Saturday. Suggestion to rope off tailgating area. Contest ideas for next year: fireplace tool, fire pit tool, story board or something from a railroad spike. Suggestion for moving the port-a-potties away from demo area. Need handicap accessible port-a-john. Issues with electrical hook-ups, both payment of and availability.

October – Arms and Armor. Mark Lockwood champion. Advertising to go out in October Forum and be pushed on Bellows.

December Christmas party – 2 December at CSPS.

Communications Committee: Chair-Bettenberg, Vice Chair- Vacant

"June" Metalsmith almost ready to go out. A number of people signed up at the conference to write articles [Pres. Note: Thanks to all of you]. Bettenberg to schedule a meeting of people who volunteered to be on editorial committee. Demonstration PR kits still in mostly ok shape. Small banners are getting used more than the large. Sale of shirts and hats went well. Most of expenses recouped. Long sleeve shirts didn't sell so well in the heat. New brochures to be printed.

UNFINISHED BUSINESS: Status of long range future with Little Log House (Wasmund)? Discussion of Guild positions that need to be filled: Program committee chair, one director, Recorder. Any readers want to volunteer? 160 new chairs purchased and mostly delivered (last holdouts being tracked down). Wasmund to work on prototype cart. Discussion of possible award candidates. Several worthy recipients discussed. Guild SOP/position description compendium. Table of contents reviewed suggestions on format discussed. Rent of shop for classes. Education committee suggests increasing "rent" paid to all shop owners hosting a Guild class to \$125 a day. Wasmund made such a motion and Philips seconds. Motion passes.

NEW BUSINESS: Fate of excess Adobe license. No official Guild use for it. Bettenberg moved and Dodge seconded reselling the license. Motion passes. Executive Session.

ADJOURNMENT: 9:58PM

Oxyacetylene Welding 2-Day Class

Oct. 20 & 21, Saturday & Sunday, 9 am to 4:30 pm both days
Instructors: Myron Hanson/Bill Krawczeski/Dick Carlson/Bob Brown
Price of Class: \$100 member, \$120 non-member
Class size: Maximum students: 10 Minimum students: 8
Location: Myron Hanson's East Eagan Blacksmith Shop, 4015 Dodd Road, East Eagan, MN 55123

New to gas welding? Just want to brush up your basic skills? Guild legends Myron, Bill, and Dick have taught this class for several years, focusing on safety and hands-on learning. Students will be working at individual stations on a shared workbench, with equipment and stock provided. If time permits, bonus demonstrations by Bill and Myron will show advanced techniques and uses of the oxyacetylene torch.

Safety gear for sparks and melted/hot metal: common safety garb (leather footwear and cotton, leather, or wool clothing—no cuffs or frayed edges) plus eye protection with a #5 lens: goggles or glasses will work but a face shield with the #5 lens is highly recommended. If you wear corrective lenses, bring those, too. Cloth cap is optional, gloves are recommended.

Tools and Equipment or other items participants are to bring to the class: All supplied, though students may bring their own torch.

Lunch Arrangements: students bring their lunch

To register, send a check written to "The Guild of Metalsmiths" and mail, along with your contact information, to:

Christina Dodge 17645 Baugh St NW Ramsey, MN 55303

Questions? Call (612) 741-9292 or email christina.guildmbr@gmail.com

Acceptance will be in the order sent, based on the postmark, and each person will be notified individually.

1 Myron Hanson

Take I 494 to Dodd Rd/ MN 149 exit and go South, turn left onto MN 55 and turn right back onto MN 149. Continue South to the sign that says Dodd Road and points right. Turn right, cross the tracks and make an immediate left turn onto Dodd Road. Myron's house is about .7 mi on the right. Coming North on Dodd Rd from Cliff Rd its about 1.8 mi (~.75 mi North of Diffley Rd.

4015 Dodd Rd
Eagan, MN 55123-1612
Home phone: 651-454-3984

South to Diffley & Cliff Roads and Frattalone's

Box Tongs Class

Saturday, Oct. 27, 8 am to 4:30 pm
Instructor: Larry Wasmund and others
Location: MN School of Horseshoeing (map page 7)
Cost: \$75 Class size: Maximum students: 9 Minimum students: 5

Tools and Equipment or other items participants are to bring to the class.

Bring your favorite hammer and a file

Safety Equipment – Cotton clothing, gloves, hearing protection, safety glasses.

Lunch arrangements: Bring a bag lunch or travel to fast food.

This class will teach those in attendance how to make a box style tongs. A box type tong gives you the most control in holding rectangular stock. We will be starting with 1/2 x 5/8 stock and making a tongs to hold a 1/2x 1 inch stock. There will be substantial amounts of drawing out on the reins and bit of this tongs, the students should have the dexterity for forging heavier stock. students must know how to direct the movement steel with a cross peen, drawing out, and riveting. Everyone will go home with a functioning tool.

To register for this class, send a check for \$75 made out to "The Guild of Metalsmiths," along with your contact information to:

Larry Wasmund 28275 464th Street Cleveland MN. 56017

Questions? Contact Larry at 507 469-0205 or poundedtreasures@gmail.com

Acceptance priority for this class is determined by postmark date.



WHEAT STALKS CLASS

Saturday, Nov. 3, 9:00 am
Dave Gavin's Place: N6768 720th Street, Beldenville, WI
Cost: \$65 Class size: 8 max, 5 minimum Instructor: Dave Gavin

Learn to make wheat stalks w/leaves as elements of a sculpture. Full sculpture can be completed depending on time.

Required tools: gas forge, anvil, leg vise, hand files, scrolling tongs, tongs to hold 1/8" – 3/8" round stock and 1/8" flat stock, forging hammers, small sharp cross peen hammer, grinder w/ grinder wheel, cut off wheel and sanding wheels, wire brush, brass brush, veining tool for leaves, diverging 'V' tool, needle nose pliers or vise grip 6LN, hand held torch (oxy propane or acetylene) & other favorite tools. **Optional tools** (bring if you have): touch mark

NOTE: The number of required tools is pretty long and specific. Some are used extensively while others are used for a few minutes and could be shared. If there are questions on any of the tools required, please contact Jesse Gavin directly at 715-808-5891

Safety Equipment: cotton clothing, gloves, hearing protection, safety glasses, leather boots, gas welding goggles

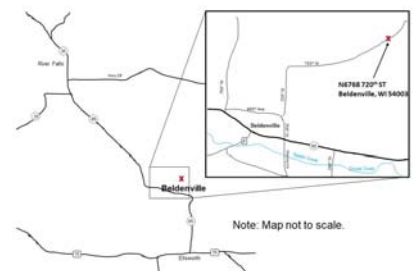
Lunch: bring your own or go to town ~4 miles away.

To register for this class, send a check for \$65 made to "Guild of Metalsmiths" and your contact info to:

Jesse Gavin, N8214 330th street, Spring Valley WI 54767

Acceptance priority for this class is determined by postmark date.

Map to Dave Gavin's



Forge Welding Class

Saturday & Sunday, November 17 & 18, 9 am to 5 pm each day

Location: MN School of Horseshoeing (map page 7)

Instructor: Dave Mariette

Cost: \$160 member, \$180 non-member

Maximum students: 8, Minimum: 5

Forge welding. So, you've seen it done. It looked so easy. Why doesn't it work for me, you ask? David will seek to dispel the mythical mysticism that seems to surround this technique, and give you the tools you need to begin forge welding. Like many things there is no magic bullet. It is a compilation of doing everything right, not just one thing.

Starting from the ground up learning to manage heat, you'll begin with some basic welding, and as you gain some experience move on to a few more advanced welding configurations. Some solid basic forging experience would be beneficial.

Safety Equipment: The usual. Eye and ear protection. No flammable clothing. Leather work boots. Since we are forge welding and there will be more sparks than usual, students should dress with that in mind. Bring an apron if you have one.

Tools and Equipment: As part of the cost of the class, students will be provided with their own wire brush and a 1-lb. can of EZ Weld.

Lunch arrangements: Bring a bag lunch or visit one of the area restaurants.

To register for this class, send a check payable to "The Guild of Metalsmiths" to:

Christina Dodge 17645 Baugh St NW Ramsey, MN 55303

Contact Christina with questions at (612) 741-9292 or christina.guilddb@gmail.com

Acceptance priority for this class will be determined by postmark.

Bio...David Mariette (64) metal guy

- Welder, fabricator, blacksmith, metal artisan, blacksmith instructor.
- Mid to late 1980s to present.
- Active in The Guild 25 years +-.
- Recipient of Juare/Hubler Award, Guild of Metalsmiths.
- Area of expertise: Architectural and traditional design iron.
- "Forge welding when practiced and developed as a skill can be a valuable tool in your arsenal. You can create motifs and design by this means that cannot be created effectively any other way." DM

Handled Struck Tools Workshop

Saturday, Dec. 1, 8 am to 5 pm

Location: MN School of Horseshoeing (map page 7)

Instructors: Jesse (lead instructor) and Dave Gavin, others

Cost: \$85 Minimum six students Maximum eight.

The tools made will be punches with a wire handle and chisels with a wire handle. We will offer the option to use treadle hammers supplied by the teaching staff. (Find out if you really need one of these by trying them.) Last year we used 3 different treadle hammers for the eight students. Tools for the treadle hammers will be supplied. Steel used will be 5/8 and 3/4 inch round 4140 AN for the punches and chisels. Handles will be fabricated from 1/4 and or 5/16 round CRS.

The goal of the workshop is to produce students comfortable with the process of forging and heat treating tools from tool steel. The secondary goal is to have the students comfortable with the use of treadle hammers. We forge in the morning, heat treat and install handles after lunch.

We've accepted that most of the time is spent focusing on understanding the heat treat process. There will be enough stock so we can encourage you to make a couple of serious mistakes and still go home with real tools to use or to offer for the next "iron in the hat".

Power grinders are supplied. Bring your favorite hammers and tongs suitable for the stock if you have them. Bring your basic safety gear (leather, cotton, gloves, eye and ear protection and safety shoes). This class has been going annually for quite a while and has always filled. Credit for that goes to Jesse and Dave.

To register put your name, phone number, email and residential address on piece of paper, fold it up with a check for \$85 written to The Guild of Metalsmiths, and send to Herb Fick, class manager. **Questions?** 507 663 0569 or 507 649 1611 (cell) herb@phyque.com

Herb Fick

519 East Eighth Street

Northfield MN 55057-2508

Acceptance priority for this class will be determined by postmark.

Fireplace Tools Class

Saturday, Dec. 8, 8 am to 5 pm, MN School of Horseshoeing (map page 7)

Instructors: Larry Wasmund and others

Cost: \$65 Class size: Maximum students: 10 Minimum students: 4

This will be a creative class making tools for a fireplace or fire pit. You will create a fire poker, an ash shovel, and a hearth broom. The stock will be 3/8 square stock and there will be many handle choices from coils to animal heads to bottle openers incorporated into the handles. All students get enough materials for three tools and a wall bracket. Time should allow finishing two, and most will complete all. **Full registration details on website or in November Forum.**



Handled struck tools



Color tempered chisels



New books acquired for TGoM Library!

During the fall conference, we acquired a number of new books for our library. Two are "how to" books for different types of beginners, one is on hydraulic forging, and the other one is on one guy's craftsmanship. Also, ten books from the estate of Corky Kittelson were donated to the library by John Yust.

Cyril Colnik, Man of Iron is the "I really wish I could do that" book. Written by Alan J. Streckow. Our 28 year old daughter was impressed when she saw what Cyril could do in his 20's. He did a lot of iron gates, fences, chandeliers, lamp and plant stands for the beer barons and other wealthy families of the Milwaukee area. There are a lot of color photographs of different interior and exterior projects that he completed, and who they were made for. His Master Piece is truly inspiring. Color, 202 pages.

Hydraulic Forging Press for the Blacksmith written by Randy McDaniel starts by comparing a power hammer to a press, and the difference that each one has on a similar piece of metal. Randy talks about safety, if you should to build or buy, examples of different types of tooling and dies, how to forge pipes and tubing and the like. He also has a gallery of work that he did with his press, and other presses that individuals around the county have made. Color, 192 pages.

Wayne Goddard's *\$50 Knife Shop*. Wayne writes about how he started, what kind of tools he used in the beginning, and how he worked around different problems. He explains the two ways of making a knife-by forging, or by stock removal (grinding). Backyard heat treating is the next section, followed by primitive workshops, damascus steel, home made grinders, and he finishes with gigs and fixtures. An excellent book for someone who would like to make knives, but doesn't have the experience or equipment. Mostly color with 190 pages.

The Blacksmith's Project Book. The author stresses that this is an intermediate and advanced project book, with 21 projects from European Masters. Author Antonello Rizzo followed these craftsman and showed how they made their projects. Each step is explained, but it is pretty obvious that these projects require a great deal of skill and an eye for proportion. Some of the projects include a hand, a face, orchids, birds necklaces, etc. The last several chapters are on finishes and restoration of wrought iron. Another great bedside reader. The projects are perhaps a little too complicated for our fall conference contest. Color, 245 pages.

— from TGoM librarian Richard Zielike

Special note from Richard Zielike:

At the recent Fall Conference I purchased a sandwich from Nick Heinen and Dan Osadchuk. One of my customers had paid me with a \$100 bill which fell out of my billfold when I paid for the sandwich, and I didn't realize it for several hours. They found it and returned it to me. I would like to sincerely thank them.

Note: The information below is provided as a service for TGoM members. Members may submit items for sale and upcoming events that are considered relevant to our group, and they will be published as space permits. The Guild of Metalsmiths is not responsible for these items or events.

Tunnel Mill Crafts 2018 Classes & Events

We are located in southern Minnesota near Spring Valley

Annual Tunnel Mill Fall Gathering, Oct. 5, 6 & 7

Demonstrations on Saturday and Sunday: Forge welding and other demonstrations, Dave Mariette and Myron Hanson are on the agenda; other demonstrations will be announced.

Whisk corn broom class taught by Chris Nibbe

Saturday, 10:00- 12:00 or 1:00-3:00

Hand tied simple whisk corn broom class \$15.00

Bring your quilt to hang up in our quilt barn. Please bring items for show and tell.

Saturday, Oct. 6: Special John Adams Remembrance Event at the mill

Join us at 3:00 pm for wine & cheese (bring a bottle to share). 3:00-6:00 Music by Jelly Wine

6:00 Dinner---Hog Roast (complimentary)

Please contact Carol Adams **ASAP** if you plan to be here any or all of the 3 days so she can plan food quantities. 507-289-4189 or 507-990-1504.

Hack Saw Class, Tom Latane', October 12, 13 & 14, 2018

Students will construct a hacksaw based on seventeenth century examples. This style has a rack at the end opposite the handle, in which a carriage, made to take the blade laid vertically or horizontally, is moved by a screw to supply tension. The rack will be stabilized by a scroll or acanthus leaf. Parts will be forged, filed and chased. Some parts will be brazed in the forge. Decorative techniques demonstrated will include piercing, chasing in solid material, and filing. Participants may prepare wooden handles prior to the class or make them to fit later. Intermediate skill level- involves complex forging. Students may contact Tom Latane' with any questions about the project:

tclatane@gmail.com



Registration details at: <http://www.tunnelmillcrafts.com/> Email jc-adams@msn.com, or call 507-289-4189 or 507-990-1504
Carol Adams.

Goings on...a listing of TGoM events at a glance



- All membership meetings are the second Wednesday of February, April, June, August, and October. Date for December will be announced. For these meetings a potluck meal begins at 6:30 pm and the business meeting begins at 7, with a demonstration or activity starting around 8 (times approximate).
- Education Comm. meets first Thursday of each month. Contact Larry Wasmund, chair: poundedtreasures@gmail.com
- Program Comm. meetings are 7 pm the third Thursday of each month. Mark Lockwood is chair: mark.lockwood@daikinapplied.com
- All board meetings are the second Wednesday of January, March, May, July, September, and November. Potluck meal begins at 6:30, with meeting starting at 7 pm.

Events in October 2018

- Oct. 6, Beginners Blacksmithing Class A1, MN School of Horseshoeing
- Oct. 5, 6 & 7, Tunnel Mill Fall Gathering
- Oct. 10, Guild membership meeting, TBA
- Oct. 13, Beginners Blacksmithing Class A2, MN School of Horseshoeing
- Oct. 19-21, Pumpkin Train, Dresser WI depot-demo op, Gordon Barr
- Oct. 20, Beginners Blacksmithing Class A3, MN School of Horseshoeing
- Oct. 20-21, OxyAcetylene Welding class, Myron Hanson's studio
- Oct. 27, Box Tongs Class, MN School of Horseshoeing

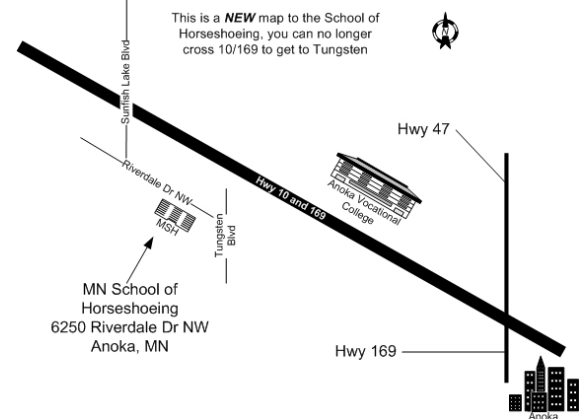
Events in November 2018

- Nov. 3, Beginners Blacksmithing Class B1, Cleveland MN
- Nov 3, Wheat Stalk Class (make-up from snow day last April)
- Nov. 10, Beginners Blacksmithing Class B2, Cleveland, MN
- Nov. 17, Beginners Blacksmithing Class B3, Cleveland MN
- Nov. 17 & 18, Forge Welding Class, MN School of Horseshoeing

Events in December 2018

- Dec. 1, Handled Struck Tools Class, MN School of Horseshoeing
- Dec. 2, TGoM Christmas Potluck/Annual Meeting, CSPS Hall, St. Paul
- Dec. 8, Fireplace Tool Building class, MN School of Horseshoeing

Map to MN School of Horseshoeing



Join The Guild of Metalsmiths

Send \$30 dues to the address below. Please circle if you want to be listed in our membership directory and/or check items you don't want listed.

The Guild of Metalsmiths
 PO Box 11423
 St. Paul MN 55111

List Me
 in the directory
 but don't list
 address - phones: home - work - fax - cell - email - web page
(circle items above you DO NOT want published)

Don't List Me
 in the Directory

Name: _____

Email address: _____

Address: _____

City, State, Zip Code: _____

Primary phone: _____ Secondary phone: _____

All memberships are family memberships. Persons of all ages, professionals and hobbyists, are invited to join. We do not sell our mailing list.

ELECTRONIC FORUM

If you have not been receiving an email notification that The Forum is available, please verify that we have your correct email address. Contact Gordon Barr at agbarr@aol.com.



Address Service Requested

If you have items to be included in The Forum, please send them to Georgia Myers, editor, by email to: gldmyers@embarqmail.com by the third Monday of the month, if possible.

The Guild of Metalsmiths on the web

Visit our website at <http://www.metalsmith.org>

Looking for something? Try the search engine. On our home page, at the top of the right sidebar, enter your query and click on "Search."

October 2018

Your membership expiration date will show on the address label of your quarterly Metalsmith magazine.

TGoM now accepts Paypal and most major credit cards

The Guild accepts Paypal and most major credit cards, in addition to paper checks, for the payment of annual dues. This should make it more convenient for members to pay dues.

The Guild of Metalsmiths, St. Paul, MN, publishes The GoM Forum monthly. It is intended as a tool to further our educational mission, to keep members up to date on current happenings, to publicize projects and workshops, a place for all members to express their opinions, concerns, learn more about each other—in short, to help us run our organization.

Information in this publication is provided as a service for our members. Members may submit items for sale and upcoming events that are considered relevant to our group, and they will be published as space permits. The Guild of Metalsmiths is not responsible for these items or events.

Guild educational grants

There is grant money available for Guild members to study intermediate and advanced metalworking techniques.

The Guild educational grant program is designed to bring new skills into the metalworking community. Participants are given money to pay for a portion of their expenses and are expected to learn some new or poorly understood skill, and then to share what they have learned with other members and the public through an article in our quarterly magazine, "The Metalsmith." They're also expected to lead a workshop on the topic (or other educational service approved by the board).

Application forms are available from the president or treasurer at a regular meeting, or by sending a self-addressed, stamped envelope to:

The Guild of Metalsmiths
PO Box 11423
St. Paul MN 55111